

Download your data.

DOWNLOAD DATA FROM APEX WITH **PIGVIEW MOBILE**



PigView App

1

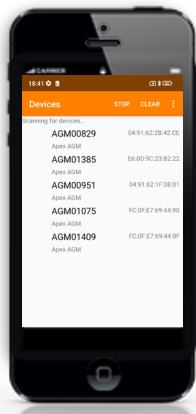
Ensure your android device has a valid internet connection via cellular or Wi-Fi, install batteries in the APEX you wish to download, install a cell antenna on the APEX & turn the APEX on.

2

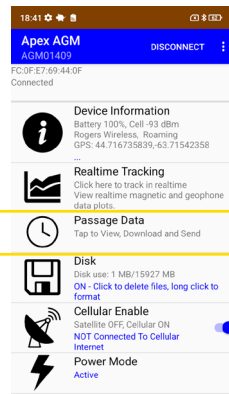
Locate and open PigView Mobile on your Android device.

3

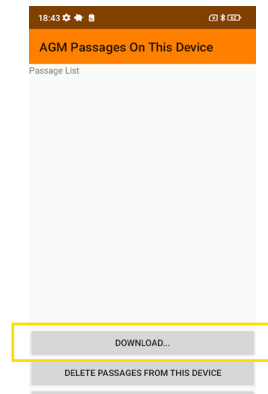
Choose the APEX you wish to download data from.



Click on the passage data tab.



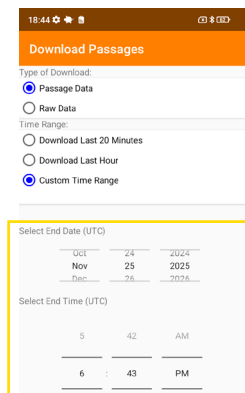
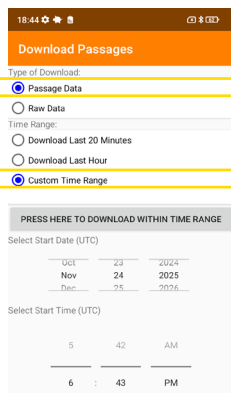
Click the download button.



4

Select passage data and custom time range. Use the pig run launch date and time as the start time in UTC.

Scroll down and use the pig run receive time for the end date and time in UTC.



5

Click press here to download within time range.

